



## 5 Killer Rock Riffs Cheat Sheet

Hello and welcome to eBassGuitar - The only video bass lessons website dedicated to helping rookie & start up bassists develop into the musician of their dreams.

Here is your cheat sheet. Over the next few days I will send you a bonus bite size video to teach exactly how to play these classic killer Riffs. Each day you can learn a new riff and really push your playing forward, step-by-step. Don't forget to pull out the original track, turn it up loud and... rock out hard!

If you want to understand how to both perform and create your own killer rock licks make sure you don't miss this special deal on **The Riff Masters Bass Course!**

[Click To Discover The Riff Masters Bass Course.](#)



Keep Groovin' Hard

James

[www.ebassguitar.com](http://www.ebassguitar.com)


## 1. Another One Bites The Dust

This Queen classic is probably one the most recognisable riffs in rock history. Bassist John Deacon has had the biggest stadiums in the world jumping up and down with this 2 bar master piece. This baseline was inspired by the Chic song 'Good Times'... see if you can hear the similarity! Incidentally this track was recorded on a Musicman Stingray Bass - a rare change from the classic Fender P Bass heard on most Queen records.




## 2. Livin' On A Prayer

Livin' On A Prayer is a classic 5 note 'box shape' riff made famous by Bon Jovi. This riff can be heard played by covers bands all over the world every weekend... Apparently Jon Bon Jovi did not like the original version of this song but that all changed when he revisited the bass intro and added in the talk box!



### 3. Under Pressure

This is probably the best example of how just two notes can make the most incredible bass lines. Simplicity at it's best! There's some confusion whether it was John Deacon or David Bowie who wrote this riff. Regardless of who wrote it, it's stood the test of time having been covered multiple times and used for many dance remixes... most notably the 1990 hit 'Ice Ice Baby' by Rapper Vanilla Ice.




### 4. Word Up

Originally by the 80s funk band Cameo, this 4 bar riff has been cover by rockers such as Korn & Gun. It's the longest of the riffs in this series at 4 bars and it's amazing sequence to jam over too. Once you get comfortable with it there many cool variations you can work into the original riff. This track is testament to the that fact that a great riff will normally work in many different styles and sound good!



## 5. Sunshine Of Your Love

This was probably the first ever bass riff I ever learnt and still play to this very day! Composed by bassist Jack Bruce of Cream, after he was inspired by a Jimi Hendrix concert in 1967. This riff is a great way of practising the D blues scale. Try moving the pattern all over the neck of the bass and see what it sounds like...



## Your Next Step...

You're going to have some serious fun learning how to play these classic riffs and the chances are you may play them for the rest of your bass playing career...

The next step is to learn how to create your own killers riffs...

The 'Riff Expander System™' will help you do exactly that and you'll find it in the Riff Masters Bass Course

[Click here to discover the Riff Masters Bass Course!](#)

Keep Groovin' Hard...

James



## Your Killer Riff Checklist

- ☐ Another One Bites The Dust
- ☐ Livin' On A Prayer
- ☐ Under Pressure
- ☐ Word Up
- ☐ Sunshine On Your Love