

BLP

ROADMAP

Specifically designed for beginner to intermediate bass players

This is your step-by-step guide to helping you develop the skills you need to join a band, play at a jam session, perform in the Worship Team, or simply rock out to your favourite songs at home!



BASS LAB *VIP*

Let's Get Started!


CONGRATULATIONS!

Welcome!

You are now a member of The Bass Lab Training Program.

This PDF will give you a guided tour of all the content in the membership and help you choose what order to take the courses in, so you can get the fastest results.

James



IN THIS GUIDE

02 Congratulations!

04 Welcome Message
From James Eager

05 Membership Benefits

07 Where To Begin

08 Leveling System

21 The Course Library

44 Suggested Roadmap

49 Optional Extras And
Personal Coaching

WELCOME!

Congratulations on investing in your bass playing journey by joining The Bass Lab Membership.

I've set out to create an environment where you can get high quality, focused tuition, which is designed specifically for the beginner to intermediate bass player.

The program develops the skills to join a band, play at a jam session, perform in the Worship Team, or simply rock out to your favourite songs at home.

Everything I teach is 100% 'real world' to help you make tangible progress quickly, and is based on the most important lessons I've learned over the past 15 years being a professional bassist here in UK.

I love to be personal, and I'm always here to help, so please drop me a line: support@eBassGuitar.com

Let's get started pushing your bass playing forward!

James



MEMBERSHIP BENEFITS

COURSE LIBRARY

Get access to all of the full step-by-step eBassGuitar Training Courses, complete with downloadable backing tracks & PDF workbooks.

MASTERCLASSES

Join the Bass Lab PLUS community for live monthly training, where we learn new songs, discuss bass guitar techniques & equipment, and learn from other top professional bass players.

COACHING GROUP

Get first-hand access to James Eager and the rest of the Bass Lab PLUS Community inside the eBassGuitar Student Coaching Group.

BACKING TRACK VAULT

Get access to our archive of backing tracks and loops from all of our online lessons.

DEALS

BLP Members get access to exclusive offers for other eBassGuitar products and training.

SUPPORT

Get help and support from James and the eBassGuitar support team when you have questions concerning your membership.

What Students Say:



REX DAVIS

I'M MUCH MORE
CONFIDENT. MY FINGERS
ARE FASTER. I'M PLAYING
BETTER BASS!



PAR SIXTENSSON [STOCKHOLM]

HERE WAS A GUY THAT
MADE SENSE TO ME
AND I JUST LOVED HIS
WAY OF TEACHING



JEFF BAKER

YOUR LESSONS ARE
NEVER TOO LONG.
YOU GET RIGHT TO THE
POINT...



JOE LOCASCIO

I DONT FEEL
OVERWHELMED



CLIFF WHITEFOOT

I HAVE LEARNED SO
MUCH IN THE PAST 4
WEEKS...



JEFF SCHOMMER

YOU TEACH PEOPLE
THE RIGHT WAY...

> Where To **Begin?**

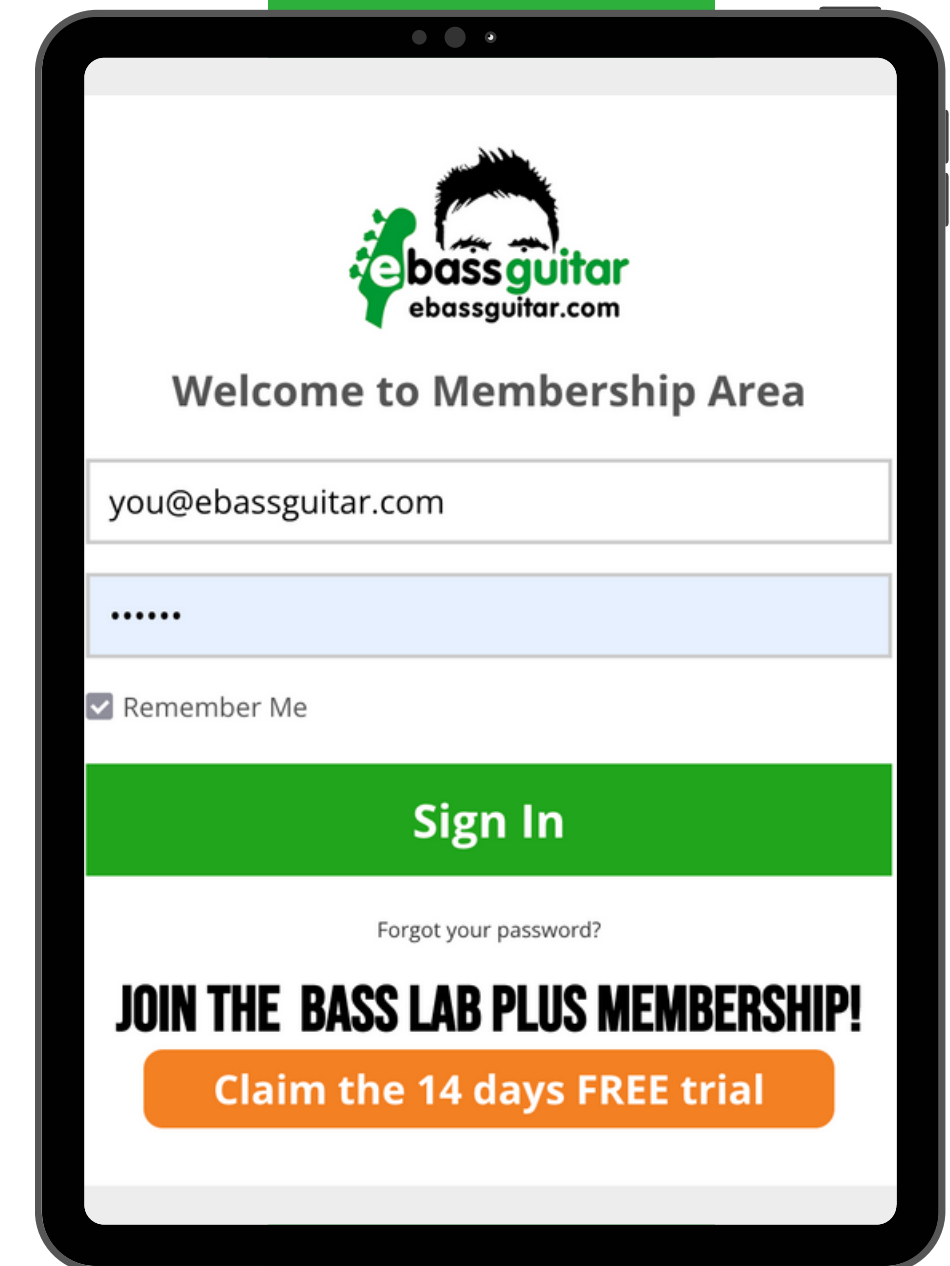
Straight away you will have been sent a **log in** and **password** when you join via email.

Please watch the video tour to familiarise yourself with the layout of the Membership Area.

MAKE SURE YOU:

- Check out the Course Library
- Discover the Masterclass Archive
- Locate the Backing Track Vault
- Familiarise yourself with the YouTube / Lesson Library.
- Join the Bass Lab Group on Facebook

Inside the Courses area of the website you'll find any other eBassGuitar products you have purchased.



The Leveling System

This Great Pyramid of Bass Methodology is split into 3 stages: Play, Perfect & Perform.

Within each stage there are 3 levels, giving a total of **9 levels** to work through.

The program is completely self-paced so there's no time pressure to complete each level. You can work at a tempo which works for you and your life.





Level 2: Play



Level 3: Play



Level 4: Perfect



Level 5: Perfect



Level 6: Perfect

Stage 2 is where you perfect those foundational skills and discover the next-level concepts which will supercharge what you learned in Stage 1. Here you'll discover skills such as Walking Bass, Groove & Fill Creation, Reading Musical Notation, and Slap Bass.

Stage 3 is all about getting you ready to perform so you have all the skills installed to know how to play in a wide variety of musical situations and styles. Here you'll discover more advanced Jazz & Walking Bass repertoire, and styles such as Funk, Latin, and Country, as well as how to gain a full command of the bass guitar fretboard.

Each level contains three **BLP courses** and a **short 5-Song Challenge**. As you work your way through each level, we encourage you to make five cover videos, choosing songs from a curated list of level-appropriate songs.

Each level is about installing new skills and techniques, then applying them to 'real world' songs.

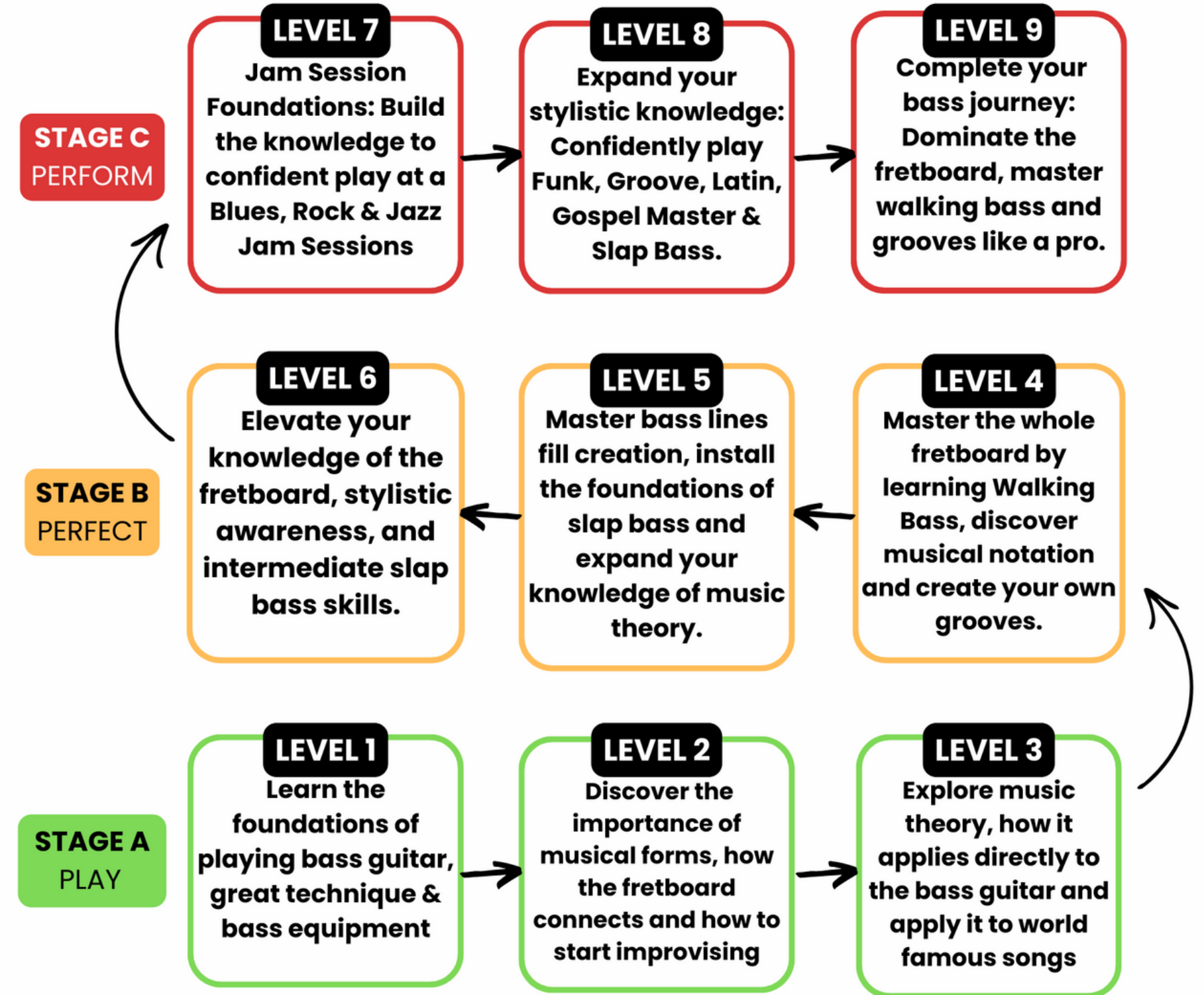
At the end of each level **you'll receive a certificate** which you can proudly display on your music room wall.

The great thing about this system is it allows you to track progress and know exactly what to work on next.

As a rough guide, each level should take about 16 weeks to complete – so, a year for each 3-level stage.



Beginner to Performance-Ready Bass Player

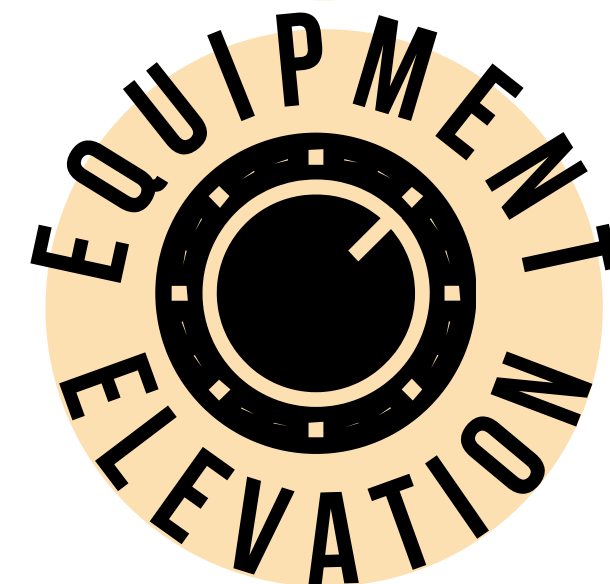


LEVEL ¹ Certificate

- ✓ Absolute Beginners Bass Course
- ✓ Essential Technique Course
- ✓ Equipment Elevation course

Learn the foundations of playing bass guitar, great technique, & bass equipment.

START THIS LEVEL >



LEVEL ² Certificate

- ✓ Rookie Blues Bass Intensive course
- ✓ Fretboard Fundamentals 101 Course
- ✓ Riff Masters Bass Course

Learn the importance of musical forms & structures, the foundations of how the fretboard connects, and how to start improvising.

START THIS LEVEL >

The Rookie
BLUES
Bass Intensive

FRETBOARD
FUNDAMENTALS*101*

RIF
MASTERS
bass course

LEVEL 3

Certificate

- ✓ Music Theory Boot Camp
- ✓ Song Mastery 101
- ✓ Play 3 Songs In 3 Days

Explore music theory, how it applies directly to the bass guitar, and apply it to world famous songs.

START THIS LEVEL >

THE ULTIMATE
MUSIC THEORY
BOOT CAMP

SONG
MASTERY
101



LEVEL 4

Certificate

- ✓ Essential Walking Bass Course
- ✓ Reading music 101 bootcamp
- ✓ 30-Day Killer Rock Bass Action Plan COURSE

Master the fretboard with Walking Bass, explore notation, and create grooves and fills for your bass playing expertise.

START THIS LEVEL >



6 WEEK B♭ TCAMP
Reading Music 101




LEVEL ⁵ Certificate

- ✓ Rock, Pop & Motown Bass Line Creation Course
- ✓ Slap Bass 101 COURSE
- ✓ Modes Mastery Course

Learn bass line creation, slap bass foundations, and modal theory for deeper musical understanding and versatility.

START THIS LEVEL >



LEVEL 6

Certificate

- ✓ Fretboard Elevation Course
- ✓ Stylistic Mastery Course
- ✓ Slap Bass 202 Course

Elevate your knowledge of the fretboard, stylistic awareness, and slaps bass skills.

START THIS LEVEL >

coming soon...

coming soon...

coming soon...

LEVEL ⁷ Certificate

- ✓ Jazz & Walking Bass Mastery
- ✓ Advanced BLues Explosion
- ✓ Advanced Country Concepts

Jam Session Foundations:

Master Blues and Jazz Jam Sessions, enhance groove-building skills for confident playing.

START THIS LEVEL >

coming soon...

coming soon...

coming soon...

LEVEL 8

Certificate

- ✓ Jazz, Funk & Latin Groove Straight 8
- ✓ Epic Groove Building 1
- ✓ Slap Bass 303

Confidently master Funk, Latin, Gospel grooves, and essential slap bass techniques for diverse stylistic knowledge in bass playing.

START THIS LEVEL >

coming soon...

coming soon...

coming soon...

LEVEL 9

Certificate

- ✓ Fretboard Domination
- ✓ Walking Bass 3 (6 Jazz Standards)
- ✓ Epic Groove Building 2

Master the fretboard, excel in Walking Bass, groove like a pro, and become an unstoppable bass player for bands, worship teams, or jam sessions.


START THIS LEVEL >

coming soon...

coming soon...

coming soon...

The Course Library



At the heart of the Bass Lab PLUS is our Course Library.

Please read through each course, and either pick the course which fits your situation best, or use the '**BLP Roadmap**' (page 44) to help you decide where to start and which order to take the courses in.

Make sure you download all of the backing tracks and PDFs to get the full benefit of the training!

ABSOLUTE BEGINNERS BASS COURSE

Discover the world of bass guitar with the Absolute Beginners Bass Course. Designed for beginners and those looking to brush up their skills, this six-module journey starts with your very first notes and guides you to master iconic rock songs.

Learn about bass riffs, scales, chord progressions, timing, fingerboard knowledge, and plucking/fretting techniques. This course ensures a strong foundation for your growth.

We introduce the eBassGuitar approach to deepen your musical understanding. Whether you're a beginner or intermediate player, expect those "aha" moments. Join us and unlock your potential as a bass guitarist!



CLICK HERE TO START THIS COURSE

- 6 Modules
- 29 Lessons
- Beginner Level
- 2.5hrs+
- PDF Workbooks
- Backing Tracks


LEVEL 1

THE ESSENTIAL TECHNIQUE COURSE

Unleash your bass guitar's full potential with the Essential Technique Course. This course is your path to precision, speed, and agility, all crucial for bass mastery. It all starts with proper posture and hand techniques, laying a strong foundation.

You'll become proficient in the 'One Finger Per Fret' and alternate plucking techniques. Plus, you'll refine skills like muting, raking, and string-crossing, enhancing your tone at every step. Practical exercises with real bass lines and effective metronome practice ensure you're equipped with pro-level skills.

Say goodbye to frustration and embrace a rock-solid foundation with this must-have course for bass enthusiasts.



CLICK HERE TO START THIS COURSE

- 16 Lessons
- 2hrs+
- Beginner To Intermediate
- PDF Workbooks

LEVEL 1

EQUIPMENT ELEVATIONS 101

Embark on an exciting journey with Freddie Draper, a self-proclaimed bass gear enthusiast and expert. Freddie will be your guide as you dive deep into the world of bass equipment. Explore various types of bass guitars, discover the art of using effects pedals for unique sounds, and grasp the basics of setup and maintenance. Plus, get valuable gear recommendations.

By the end of the course, you'll have the know-how and confidence to make informed choices about your bass guitar gear, taking your playing to the next level. Embrace your inner gear enthusiast and enrich your bass journey with us!



[**CLICK HERE TO START THIS COURSE**](#)

- 10 lessons
- Beginner Onwards
- 45 mins
- PDF Workbooks
- Backing Tracks

LEVEL 1

ROOKIE BLUES BASS INTENSIVE

Become a blues bass master with the Rookie Blues Bass Intensive. This all-inclusive course takes you step-by-step through the core elements of blues bass, preparing you for your first Blues Jam Session. Blues is a fundamental skill for any bassist, transcending musical genres. Dive into the blues world to explore improvisation, key changes, and versatile playing styles.

The RBBI covers six classic music styles, making you a pro at the '12-bar blues sequence.' You'll also delve into classic blues intros, outros, and turnarounds, improve your timing and groove, and harness the power of blues scales, triads, and arpeggios to create your own unique bass lines and riffs.



CLICK HERE TO START THIS COURSE

- 6 Modules
- 2.5hrs+
- 22 Lessons
- PDF Workbooks
- Beginner Level
- Backing Traks

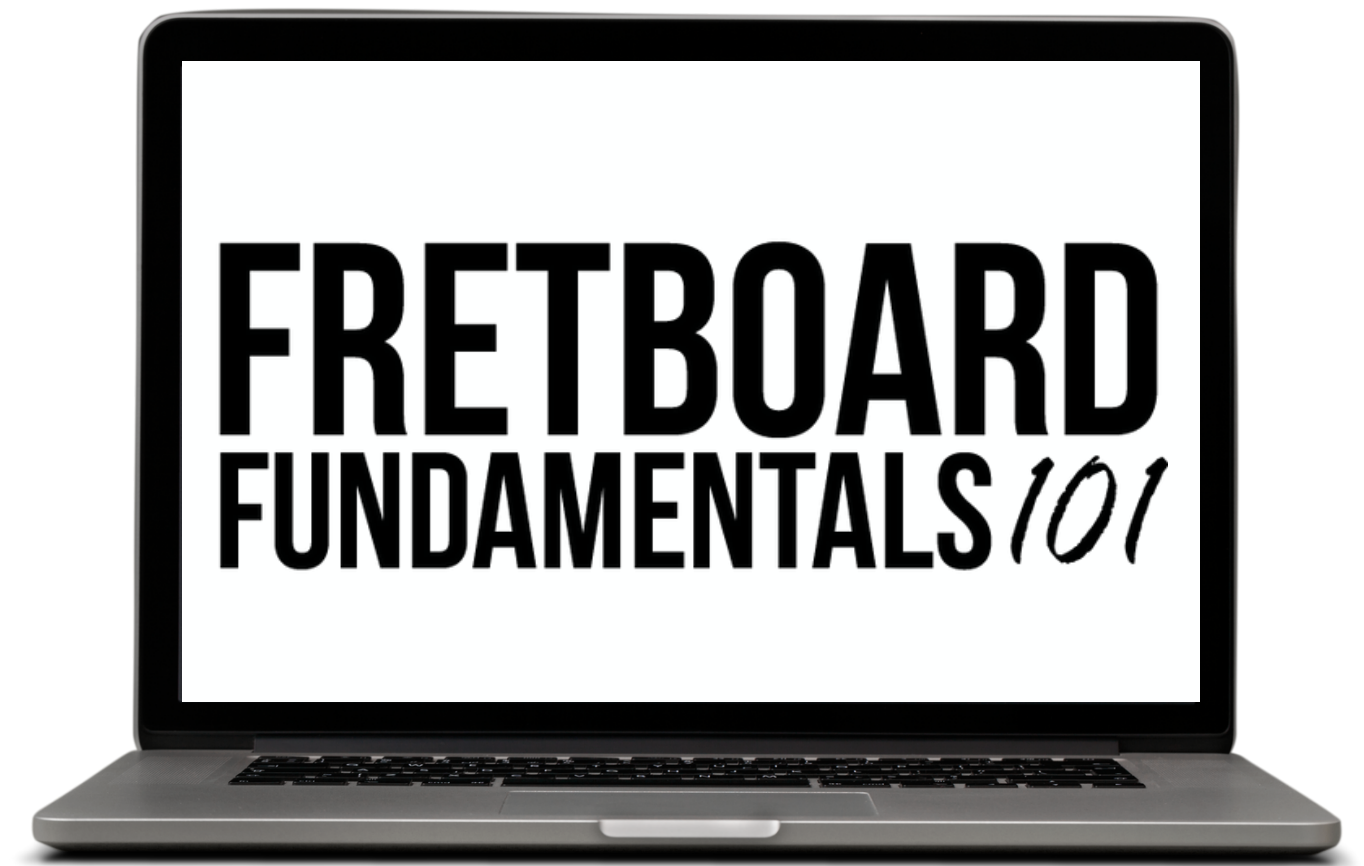
LEVEL 2

Fretboard Fundamentals 101

Unlock your bass guitar's full potential in our course, bridging the gap between technical exercises and musicality. Turn basic drills into expressive music and grasp the importance of intervals for refining your musical ear.

Boost your speed, precision, and dexterity by deepening your fretboard understanding.

This comprehensive program expands your knowledge of the bass guitar's fretboard, giving you the skills to use every note effectively. By the course's end, you'll have a strong foundation for creating music, connecting deeply with your instrument and musical expression. Elevate your bass playing and broaden your musical horizons with us!



CLICK HERE TO START THIS COURSE

- 21 lessons
- Beginner Onwards
- 2 hr
- PDF Workbooks
- Backing Tracks

LEVEL 2

THE RIFF MASTERS BASS COURSE

Experience the art of creating bass riffs with the Riff Master Bass Course, a highly popular offering in The Bass Lab PLUS. Despite its apparent simplicity, this course is a powerful tool. Many students have used it to confidently craft their own bass lines. Centered around the 'Box Shape,' it leads you through the process of developing riffs, step by step, and shows you how to seamlessly blend them into popular chord progressions.

Riff Masters is all about enjoying the journey and exploring the fingerboard, making it perfect for both beginner and intermediate bass players. Join us and unlock your inner bass maestro!



CLICK HERE TO START THIS COURSE

- 15 Lessons
- Beginner to Intermediate Level
- 1 hr
- PDF Workbooks
- Backing Tracks

LEVEL 2

ULTIMATE MUSIC THEORY BOOTCAMP

Simplify music theory and see its importance for the bass guitar in our user-friendly Learning Music Theory course. We begin with the fundamentals, making sure you grasp it and can apply it to your instrument. No prior knowledge is needed; we jump into real-world uses of theory.

By the end, you'll have techniques for improvisation, understand what makes great music exceptional, improve your musical ear, and communicate better with fellow musicians. Don't avoid music theory; let it enhance your bass playing and musical journey.



CLICK HERE TO START THIS COURSE

- 6 Modules
- 32 Lessons
- Beginner Onwards
- 6 hrs
- PDF Workbooks
- Backing Tracks

LEVEL 3

SONG MASTERY 101

Discover the magic of predicting music in our course. Decode the skill of effortlessly anticipating the next chord or bass note using a 7-note scale. Master crafting spontaneous, groovy bass lines that harmonize with any song.

On this musical journey, you'll gain the know-how to understand and create music like a pro. Bid farewell to musical surprises and embrace confident, intuitive musicality. Join us and become a master of musical anticipation and improvisation!



CLICK HERE TO START THIS COURSE

- 10 lessons
- 45 mins
- Beginner Onwards
- PDF Workbooks
- Backing Tracks

LEVEL 3

PLAY 3 SONGS IN 3 DAYS

Unlock your potential to play three iconic songs by U2, Van Morrison, and The Beatles in just three days! This course offers premium bass education drawn from over 20 years of experience as a UK-based professional musician. With over 90 minutes of expert instruction, you'll discover 'The 4 Chord Formula' and the C.G.S framework to effortlessly learn your favorite songs on bass.

Embark on your musical journey and start playing your first songs on the bass guitar within minutes. Don't miss this opportunity to become a skilled bassist with the guidance of a seasoned pro!



CLICK HERE TO START THIS COURSE

- 10 lessons
- Beginner Onwards
- 45 mins
- PDF Workbooks
- Backing Tracks

LEVEL 3

ESSENTIAL WALKING BASS COURSE

Unlock the full potential of your bass playing with the Essential Walking Bass Course. This technique not only demystifies jazz but also helps you create bass lines in various styles while mastering the entire fretboard.

We simplify walking bass into three core concepts for easy understanding. You'll groove confidently with custom-made backing tracks. By the end, you'll be ready to improvise walking bass lines at a jazz jam session. Don't miss this essential key to bass mastery!



CLICK HERE TO START THIS COURSE

- 6 Modules
- 32 Lessons
- Intermediate Level
- 4.5hrs
- PDF Workbooks
- Backing Tracks

LEVEL 4

READING MUSIC 101

This program is your key to understanding rhythm and unlocking your full potential on the bass guitar by learning musical notation. Gain an advantage in various genres, tackle complex chord progressions, and master intricate bass lines. Easily grasp song structures, freeing you from relying solely on your "ear."

Improve your ability to communicate with fellow musicians, a crucial skill for jamming, collaborating in bands, and broadening your musical horizons. You'll even learn how to create your music.

Our expert coach, Jaz Moss, will lead you through the six modules.



[CLICK HERE TO START THIS COURSE](#)


- 32 Lessons
- Beginner Onwards
- 1 hr
- PDF Workbooks

LEVEL 4

30-DAY KILLER ROCK BASS ACTION PLAN

If you're passionate about rock bass, the 30-Day Killer Rock Bass Action Plan is your ultimate guide to systematically constructing rock bass lines. Designed for those with busy lifestyles, this course requires just ten minutes a day.

You'll follow a structured framework, using jam tracks and acquiring five crucial skills. Each lesson offers three skill levels—beginner, intermediate, and advanced—accompanied by bass lines for each level. It's a simple, logical, and incredibly enjoyable approach to mastering rock bass.



[CLICK HERE TO START THIS COURSE](#)


- 32 Lessons
- 3 Levels
- 4.5hrs
- PDF Workbooks
- Backing Tracks

LEVEL 4

ROCK, POP & MOTOWN BASS LINE CREATION COURSE

Unleash your creativity and groove on the bass guitar with the Rock, Pop & Motown Bass Line Creation Course. Dive into the techniques and secrets employed by legends like James Jamerson, Paul McCartney, Duck Dunn, and Pino Palladino. This course offers tried-and-true formulas that empower you to craft your unique bass lines.

Say goodbye to relying solely on tabs; embrace the freedom to create your own grooves and improvise with confidence. The RPM Course is your ticket to mastering bass lines across genres such as Pop, Rock, Motown, Soul, Ballads, and Funk. Join us and embark on a musical journey where your creativity knows no bounds!



CLICK HERE TO START THIS COURSE

- 6 Modules
- 35 Lessons
- Intermediate Level
- 5hrs+
- PDF Workbooks
- Backing Tracks

LEVEL 5

SLAP BASS COURSE 101

In this course, you'll uncover the essential techniques embraced by bass legends like Marcus Miller, Larry Graham, Mark King, and Victor Wooten, as they craft their iconic Slap Bass grooves.

From the basics to advanced skills, this program provides a comprehensive foundation for mastering the art of Slap Bass. Elevate your bass playing and groove like the greats in the world of Slap Bass with Paul Geary as your guide.



CLICK HERE TO START THIS COURSE

- 10 lessons
- 50 mins
- Beginner Onwards
- PDF Workbooks
- Backing Tracks

LEVEL 5

THE MODES MASTERY COURSE

Learn the Modes with the Modes Mastery Course. These seven scales captivate many bass players, and this course explains how they work and how to use them on the bass guitar. We break down each scale, offering precise instructions for playing them. Explore the distinct sounds and musical styles of each scale, accompanied by seven custom backing tracks for hands-on groove creation and improvisation.

Once you understand the sound and use of each Mode, integrating them into your bass lines becomes easy. Discover which scales are best for beginner to intermediate bass players to begin exploring this intriguing system.



[CLICK HERE TO START THIS COURSE](#)

- 9 Lessons
- Beginner Onwards
- 1.5 hr
- PDF Workbooks
- Backing Tracks

LEVEL 5

THE 30-DAY KILLER TECHNIQUE ACTION PLAN

Elevate your bass guitar skills with the 30-Day Killer Technique Action Plan, your daily gym workout for technique enhancement. Once you've grasped the fundamentals of good bass guitar technique, this plan offers a structured 30-day roadmap to supercharge your skills.

It meticulously outlines the order of exercises, ensuring systematic development of technique through daily practice. This action plan simplifies your warm-up routine, guaranteeing continuous improvement in speed, accuracy, and dexterity. Elevate your bass playing with this concise yet powerful guide to mastering killer technique.



CLICK HERE TO START THIS COURSE

- Daily Workout Plan
- Beginner To Intermediate
- Demo Videos
- Downloadable Practice Log

RHYTHM & NOTATION FOUNDATION

Unlock rhythm and notation in bass playing with our straightforward course. Understand rhythm basics, dissect bars for precise note placement, and improve your groove and bass lines. Learn notation's advantages over tab and demystify time signatures, rests, and ties.

Explore stave note construction, key signatures, and naturals/accidentals. If you're interested in standard notation, this course builds a strong foundation. Elevate your bass playing by mastering these essential rhythm and notation skills.



CLICK HERE TO START THIS COURSE

- 32 Lessons
- Beginner Onwards
- 1 hr
- PDF Workbooks

LIVE MASTERCLASSES

Each month we hold an interactive Masterclass / Workshop where I get the Bass Lab PLUS Community together and teach live for an hour.

I vary the content depending on students ask for – If you'd like me to cover a specific topic just send a quick email.

Typically we learn and break down songs, discover techniques such as Walking Bass and interview other top professional bass players.

Each workshop normally lasts an hour and is recorded live. All recordings are placed in the Bass Lab PLUS Membership, inside the Masterclass Archive.

Masterclasses are normally held on the last Thursday of each month – we'll email you so you can save your spot. You are highly encouraged to ask lots of questions!

live 
**Master
Classes**



CLICK TO GO TO MASTERCLASS ARCHIVE

eBassGuitar Lesson Library

As part of your Bass Lab PLUS Membership you get access to all of the PDF downloads / Lesson Notes for our weekly Blog / YouTube Lessons.

Just navigate to the eBassGuitar Lesson Library and click the button to download the PDF directly to your computer. You do not have to enter an email address.

We've made it super simple to get the PDFs because students often find this a great supplementary resource to add to the lessons they are already taking inside the Bass Lab PLUS.

... and don't forget many of the backing tracks used in these lessons can be found inside the Backing Track Vault too.

FREE!

**LESSONS
& PDFs**

CLICK TO GO TO THE LESSON LIBRARY

Links To The Most Popular Masterclasses

- [How To Confidently Jam Any Song By Ear, With Christopher From Musical U](#)
- [How To Understand Music Theory & Play 'Take It Easy' By Eagles, With Trev Newnham](#)
- [How To Play 'Brown Eyed Girl' By Van Morrison](#)
- [How To Play Pick Bass & 'Every Breath You Take' By The Police](#)
- [Discover How To Play Jazz Standards, & Why They Are Important For Musical Development, With Simon King](#)
- [How To Break 'White Room' By Cream Into Three Sections](#)
- [How To Play 'Moondance' By Van Morrison](#)
- [Discover The Simple System To Learn & Perform Over 500 Songs](#)
- [How To Find A Kick-Ass Bass Guitar, With Laurence Blackadder](#)
- [How to Get Out There & Start Performing With Other Musicians](#)

Backing Track Vault

As part of your membership, you get access to all of the backing tracks created for the Bass Lab PLUS Courses, Masterclasses, and YouTube Lessons.

When these are created, they get placed in the Backing Tracking Vault for you to download.

If you ever need fresh inspiration, this is good part of the membership to start exploring.

If we are learning a song, often the tracks are divided up into 'loops' or sections so you can practices verses or choruses in isolation.

You can download these to your computer for use offline. Don't forget eBassGuitar also offer Custom Backing Track albums too... you can get an exclusive loyalty code for these on page 48.



**CLICK TO VIEW THE BACKING
TRACK VAULT**

Join The Bass Lab Facebook Community

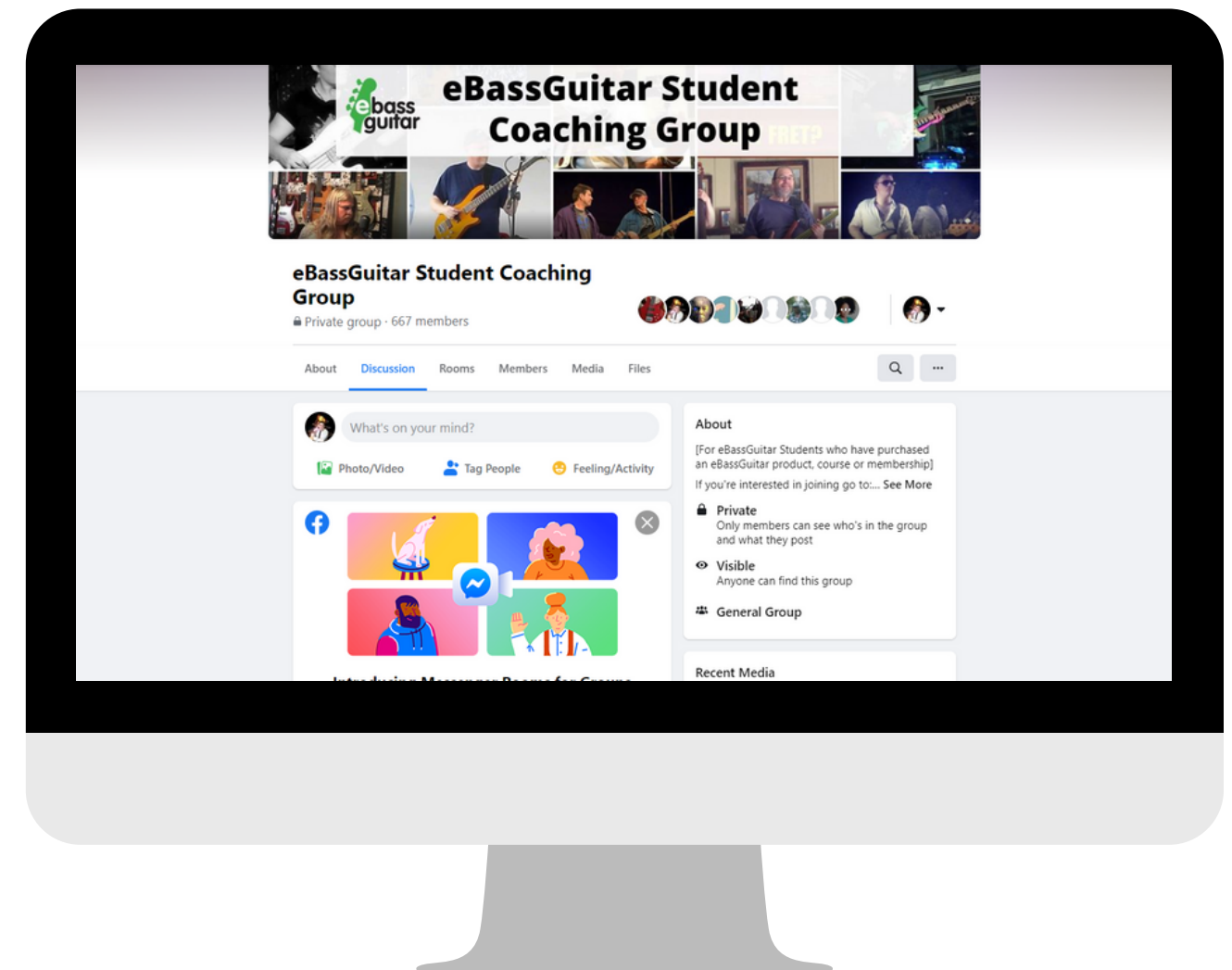
There's far more to being a Bass Lab PLUS Member than just taking courses... you're also joining a passionate community of bass guitar students, who are all committed to pushing their bass playing forward!

You are invited to join the eBassGuitar Student Coaching group on Facebook where you can meet the rest of the tribe, ask questions, and, of course, get further access to me.

You're also highly encouraged to take videos of yourself playing and post them in the group.

The community and I can then give you valuable feedback on how you can develop and what the next step is.

Please don't be shy... we're a very friendly, supportive group of bass players!



[CLICK HERE TO JOIN THE GROUP](#)

SUGGESTED ROADMAP

The Bass Lab is an extremely comprehensive program which gives beginner to intermediate all the important skills they need to play great bass in many musical contexts.

Naturally, I often get asked “**Where do I start?**” There are three areas of a study which students more often than not want to cover on the bass guitar, so I’ve put three suggested ‘Roadmaps’ together:

- The Performance Roadmap
- The Technique Roadmap
- The Theory Roadmap

Please pick the Roadmap which best suits your goals. If you are in any doubt, I recommend always starting with the Absolute Beginners Bass Course to ensure you have a solid foundation to grow from.



The Performance Roadmap

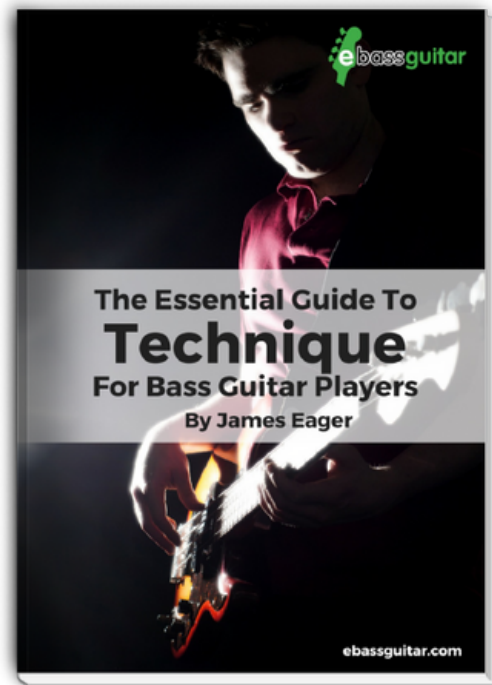
If you're looking to start playing songs and bass lines, and generally start performing or jamming, here is a logical Roadmap that will build your skills one step at a time.

There are several choices you can make as you work through the lessons, depending on your goals or musical tastes



The Technique Roadmap


The Technique Roadmap is here to help students who wish to develop the mechanics of their bass playing. I would encourage you to work on these resources if you want to improve your finger speed, dexterity, and timing.



The Essential Guide To
Technique For Bass Guitar
Players Book



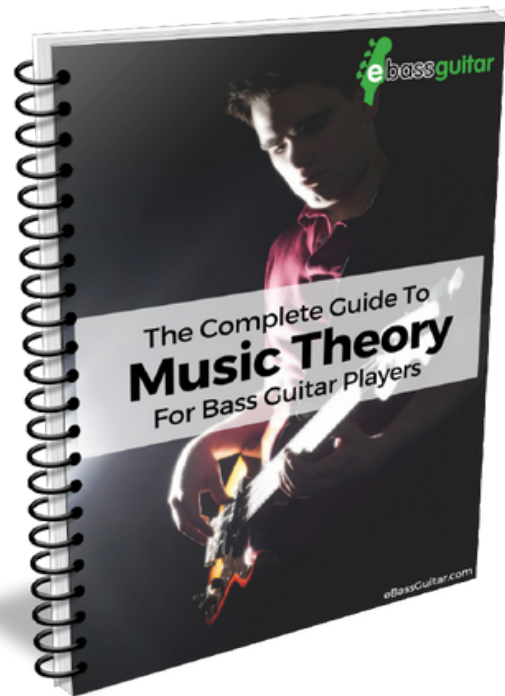
Essential Technique Course



30-Day Killer Technique Action
Plan Course

The Theory Roadmap

If you're looking to understand music theory and how it directly applies to the bass guitar, this the Roadmap for you. Music Theory will open up a wealth of possibilities, and these courses will give you many 'light bulb' moments, especially if you take them in connection with the other courses in the program!



The Complete Guide To
Music Theory For Bass
Players Book



THE ULTIMATE
MUSIC THEORY
BOOT CAMP

The Ultimate Music Theory
Boot Camp Course




RHYTHM
NOTATION

Rhythm And Notation Course



MODES
MASTERY

Modes And Mastery Course



Deals / Optional Extras

As a member of the Bass Lab PLUS you also get an exclusive 20% loyalty coupon for the other products we offer.*

Make sure you check out the Bass Vault and Backing Track albums we offer.

Also, make sure you ask about the new personal coaching I offer for students who want faster results and more accountability.

Here is the coupon code for 20% discount:
BLP2020

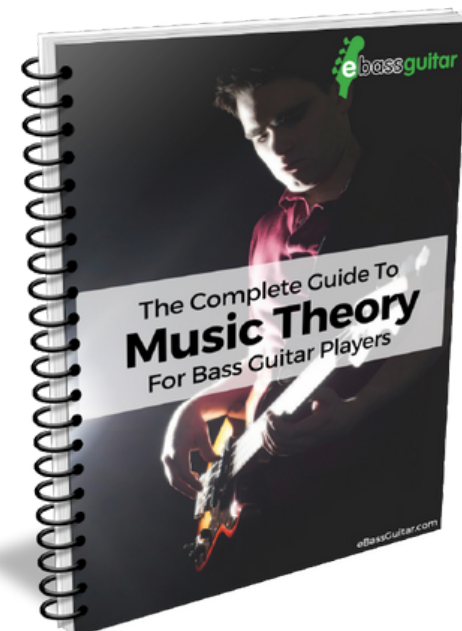
Just put this code in when you come to the online 'checkout'.
(*The coupon offer does not include personal coaching with James)



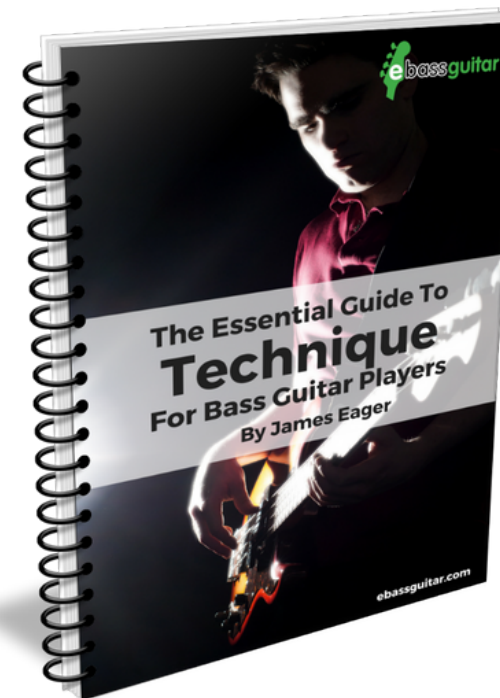
Optional : eBooks & Printed Books

To suplliment the courses inside The BLP, make sure you check out the eBassGuitar book series:

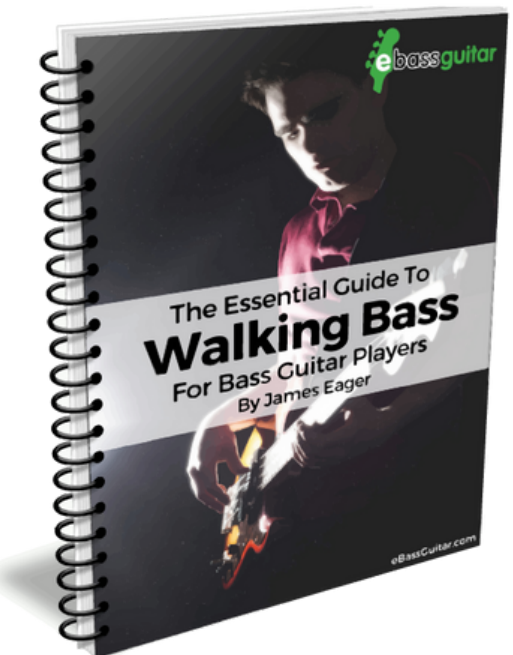
The Complete Guide To Music Theory For Bass Guitar Players



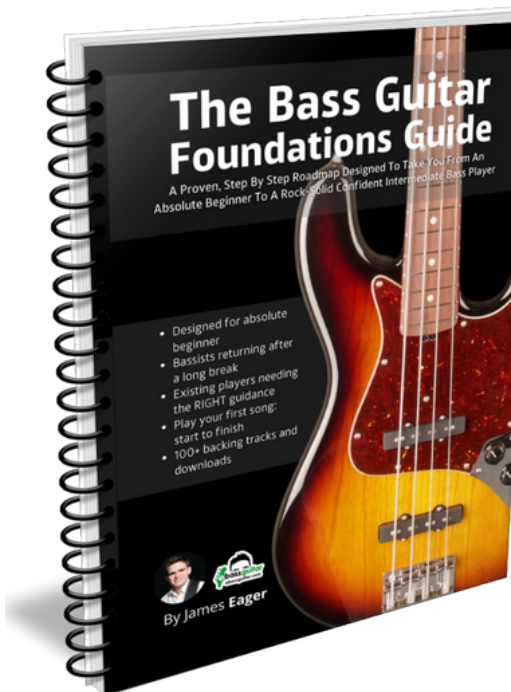
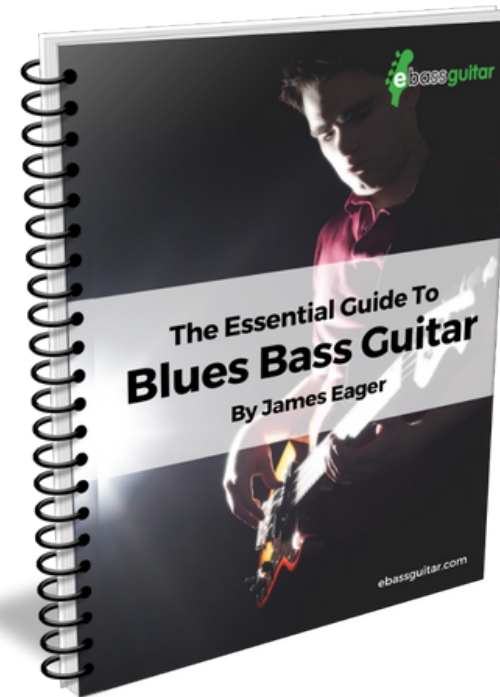
The Essential Guide To Technique For Bass Guitar Players



The Essential Guide To Walking Bass For Bass Guitar Players



The Essential Guide To Blues Bass Guitar



The Bass Guitar Foundations Guide

Optional : BACKING TRACK ALBUMS

eBassGuitar also offer five exclusive Backing Track Albums.

These are custom-made for eBassGuitar, and are great tools for you to try out what you learn in the program. The tracks are made by bass players, for bass players, and use 100% real musicians so you discover what it's like to play in top professional rhythm section.

Click the 'Discover More' links to listen to a sample of each album.



The Jazz Jam Backing
Track Album Vol. 1

[DISCOVER MORE](#)



The Jazz Jam Backing
Track Album Vol. 2

[DISCOVER MORE](#)



Epic Grooves Backing
Track Album Vol 1

[DISCOVER MORE](#)



Texas Blues Jam Backing
Track Album

[DISCOVER MORE](#)



The Blues Jam Backing
Track Album

[DISCOVER MORE](#)



The Classic Rock Jam
Backing Track Album

[DISCOVER MORE](#)




Country Jam Backing Track
Album

[DISCOVER MORE](#)



Optional : THE BASS VAULT



WATCH THE BASS VAULT DEMO

For the past 15 years I've been a passionate 'Chart Writer'. Every time I learn a new song, I always 'chart it out'... which means I have the charts to over 500 songs ready and waiting to go at a moments notice!

You can get hold of all of my personal charts as a PDF download and add them to your membership as an optional extra.

Not only is this an invaluable resource to learn more songs, you'll also see exactly how I approach figuring out new songs... so learning new songs can become quick and stress-free. There's also a Masterclass inside the BLP where you can watch me create a chart for the Bass Vault in real time.

You can see a full list of the songs by visiting: eBassGuitar.com/list

Optional : EXPERT ASSESSMENT PLAN

EXPERT *Assessment* PLAN

It's an individual playing-improvement plan for bass guitarists. It pinpoints the exact areas you need to focus on for the next 6-12 weeks (and beyond) so you can head towards reaching your full playing potential.

It's ideal for every type of bass guitarist, no matter what type of music you're into. It's perfect for:

- New Beginners
- Intermediate Players
- Seasoned Performers

[LEARN MORE ABOUT EAP](#)

PERSONAL COACHING

As a new feature to eBassGuitar you can now get personal coaching from me.

Personal coaching will help accelerate the results you get from the program and give valuable accountability so you get the results you set out to achieve.

If you're interested in working more closely with me 1:1 or in a group, you can email to find out more.

You may also be interested in taking one of our brand new Challenges.

Email me to find out more:
support@eBassGuitar.com



NEED HELP?

That's it for now – hopefully you have everything you need to get going...

We're here to help you... so if you've got questions feel free to contact us via the email addresses below.

I'll see you inside the Bass Lab Facebook Group.

James

Membership Support :
support@eBassGuitar.com

